
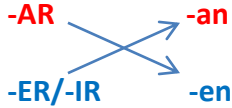
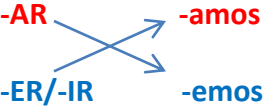
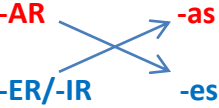


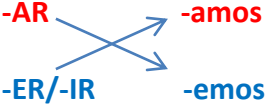


	Tú commands	Usted commands	Ustedes commands	Nosotros commands
Affirmative	1) Present tense tú form 2) Drop the -s Irregulars Haz (hacer), ve (ir & ver), Sé (ser), di (decir), Pon (poner), sal (salir), Ten (tener), ven (venir)	1) Present tense yo form 2) Drop the -o 3) Add the opposite Ud. ending:  Irregulars Sea (ser), vaya (ir), esté (estar), dé (dar), sepa (saber)	1) Present tense yo form 2) Drop the -o 3) Add the opposite Uds. ending:  Irregulars Sean (ser), vayan (ir), estén (estar), dén (dar), sepan (saber)	1) Present tense yo form <i>(no stem changes!!!)</i> 2) Drop the -o 3) Add the opposite nosotros ending:  Irregulars Seamos (ser), vayamos (ir), estemos (estar), demos (dar), sepamos (saber)
Negative	1) Present tense yo form 2) Drop the -o 3) Add the opposite tú ending:  Irregulars No seas (ser), no vayas (ir), No estés (estar), no des (dar), no sepas (saber)	1) Present tense yo form 2) Drop the -o 3) Add the opposite Ud. ending:  Irregulars No sea (ser), no vaya (ir), No esté (estar), no dé (dar), no sepa (saber)	1) Present tense yo form 2) Drop the -o 3) Add the opposite Uds. ending:  Irregulars No sean (ser), no vayan (ir), No estén (estar), no dén (dar), no sepan (saber)	1) Present tense yo form <i>(no stem changes!!!)</i> 2) Drop the -o 3) Add the opposite nosotros ending:  Irregulars No seamos (ser), no vayamos (ir), No estemos (estar), no demos (dar), no sepamos (saber)

Pronoun placement with affirmative commands:

- 1) Write an accent mark on the second-to-last syllable of the command
- 2) Attach the pronoun(s) to the END of the affirmative command.

Examples: levántate, hábleme, díganselo

Pronoun placement with negative commands:

- 1) Pronoun(s) are placed between between “No” and the command
- Examples: No te levantes, No me hable, No me lo digan